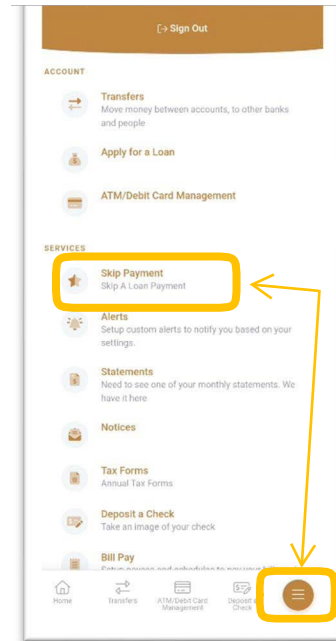



Mobile Banking – Skip Payment Instructions

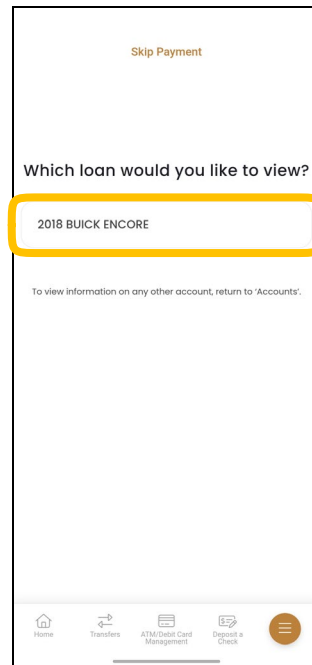
1. Tap the menu button at the bottom right and click on “Skip Payment” under Services.



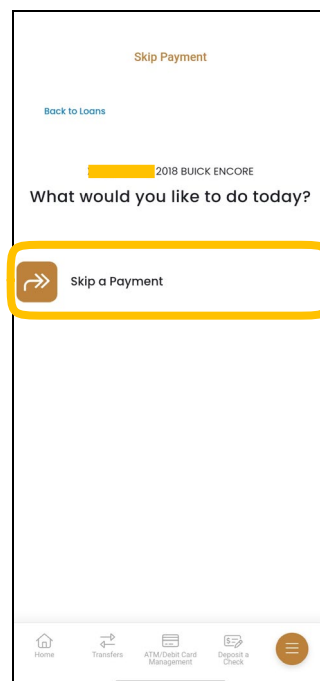
2. Click “Continue” to proceed.



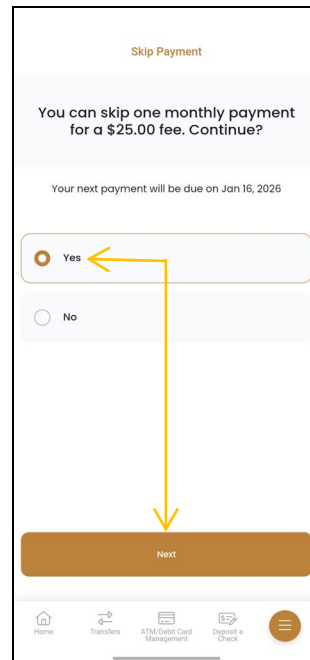
3. Select the loan you're requesting the skip payment for.




4. Confirm your action of skipping your next payment on the loan selected.



5. Agree to being charged a \$25.00 processing fee, then, tap “Next” to continue.



6. Choose an existing account that will pay for the \$25.00 processing fee.



7. Carefully read and understand the terms of requesting a skip payment, before confirming.

Skip Payment

Please review the Terms.

By requesting a Skip-a-Pay, you agree to the following.

- Your loan must be current and in good standing to qualify.
- Interest will continue to accrue during the skipped month, which may increase the total cost of your loan.
- Skipping a payment will extend the term of your loan.
- A processing fee of \$25.00 per loan will apply.
- If you have automatic payments set up, you are responsible for stopping or adjusting them for the skipped month.
- Skipping a payment may reduce future benefits under GAP or credit protection.
- Approval is not guaranteed and is subject to review.

☒ I have read and agree to the Skip-a-Pay Terms & Conditions.

Confirm

Cancel

Home Transfers ATM/Debit Card Management Deposit a Check

If you have any questions, please visit Guadalupecu.org/skip, or reach out to us at Guadalupecu.org/contact.